


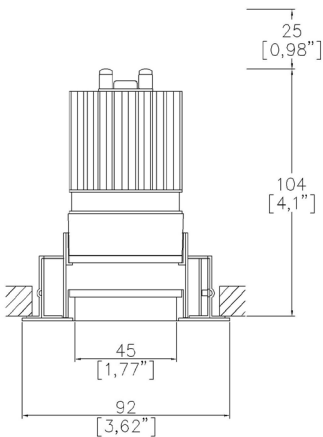


ProSpex Edge90 Fixed

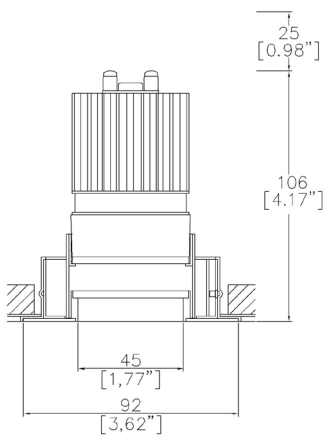
TM65.2	11kgCO2e
TM66	2.3 CEAM



92mm (3.62”) overall diameter. Edge baffle to ensure aperture is glare free and for a professional look. Available with standard trim kit or plaster-in kit for flush appearance. Family of matching products also available. Required depth height + 25mm^



91413-F-LED + 9000-PBZ  
Cut-out Ø83mm



91413-F-LED + 9000-PCZ  
Cut-out Ø83mm

LED Source	LED51/Q-HO	LED51/Q-HO	LED51/Q-HO	LED51/Q-HO	LED51/Q-HO
CCT	3000K	3000K	3000K	3000K	3000K
Drive Current	350mA	350mA	350mA	350mA	350mA
Power inc Driver	14.0W	14.0W	14.0W	14.0W	14.0W
Beam Angle	NF (12°)	NF (17°)	MF (23°)	FL (30°)	WFL (44°)
Delivered Lumens	1234	1431	1537	1390	1365
Delivered Intensisty cd	16254	11865	8125	5356	2371
Delivered Lumens per circuit watt	88	102	110	99.3	98
Forward Volt	34V	34V	34V	34V	34V
CRI	≥90 CRI	≥90 CRI	≥90 CRI	≥90 CRI	≥90 CRI



Apply these factors to 3000K for lumen output of other CCTs: 2700K x 0.98 / 4000K x 1.02.

Project Ref: \_\_\_\_\_

Location Ref: \_\_\_\_\_

Fixture Order Code: 

91413-F-LED

 -  -

Fixture

91413-F-LED

Edge90 Fixed with LED51

Finish

WH  
BK  
RAL\*  
ABR1  
ABZ1  
PCH1  
PNK1  
PBR1

White RAL 9010  
Black RAL 9005  
Custom RAL Colour\*  
Antique Brass  
Antique Bronze  
Polished Chrome  
Polished Nickel  
Polished Brass

IP Rating

44  
54

IP44  
IP54

IP Rating: If you do not require an IP rating please leave the box blank

Installation Order Code:

Installation

9000-PBZ  
9000-PCZ

Trim kit for trimmed appearance  
Plaster-kit for seamless flush appearance



Module Order Code: 

LED51/Q-HO

 -  -

LED

LED51/Q-HO

LED50 ONE QUANTUM HO

CCT

27  
30  
40

2700K  
3000K  
4000K\*\*\*

Beam

SP  
NF  
MF  
FL  
WFL

Spot  
Narrow Flood  
Medium Flood  
Flood  
Wide Flood

\*\*\*contact Lucent for availability

Driver Options:

Protocol

S  
A  
P  
D  
B

Non-Dim  
Analogue (0-10v)  
Phase  
DALI  
Bluetooth\*\*

Emergency Options:

Emergency

E  
ED  
ES

Maintained 3hr Emergency  
Maintained 3hr DALI Self Test  
Maintained 3hr Self Test

Copyright © 2026 Lucent Lighting Ltd.

www.lucent-lighting.com

Issued: 03/26

Page 02

Finish selection



Antique Brass



Antique Bronze



Polished Brass



Polished Nickel



Polished Chrome

Accessories



Honeycomb Louvre



Diffusing Lens



Frosted Lens



Heavy Spread Lens



Linear Spread Lens

Accessories Order Code:

- Louvre/Lens
- LL45

LLDF

LLFR

LLLS

LLHS
- Honeycomb Louvre

Diffusing Lens

Frosted Lens

Linear Spread Lens

Heavy Spread Lens

## Technical Details

\*Custom RAL code must be specified. Custom RAL colours can increase prices and lead times

Dimming. Whilst Lucent can offer the majority of its luminaires with various dimming options, it remains the responsibility of the specifier/installer to check and ensure compatibility of any control equipment used. Additional cabling may be required depending on the dimming protocol specified.

\*\*Bluetooth (wireless) is the communication method. The exact dimming protocol must be confirmed to allow the selection of suitable drivers or bluetooth devices.

^ Depth indicated is the minimum recess depth for the luminaire with a remote mounted LED driver. Installing a driver through either the luminaire cut-out or installation kit may require additional recess depth, please refer to the relevant luminaire installation instructions for further details. Data correct at time of publishing

First Fix Requirement. Luminaire comprised of fixture body with ceiling trim and installation kit, which is to be fitted into the ceiling once finished. Ensure correct alignment of the installation kit before final assembly (see luminaire installation instructions for details)

IP Rating. Tested from underside of the ceiling

Note that the picture of the finishes provided is for illustrative purposes only. The finishes may vary in colour, texture and appearance. Contact Lucent lighting Ltd for more information.

It is the policy of Lucent Lighting to continually review and improve its products and therefore reserve the right to change any details of product or withdraw specifications without prior notice.

Luminaires designed to comply with EN60598 and all other standards.

This specification sheet supersedes all previous versions.

All intellectual property rights pertaining to the product described above and to this document are owned by or licensed to Lucent Lighting Ltd.

We reserve the right to take whatever action is necessary to protect those intellectual property rights.